



PowerSchool Parent Portal

Users Guide

2014/2015

PowerSchool
HOME2SCHOOL





Contents

Parent Portal Overview 3

Creating a Parent Account 4

Achievement Scales 6

Kindergarten

Academic Achievement Scale **6**

Primary & Elementary

Academic Achievement Scale **7**

Non-Core Achievement Scale **7**

Growth as a Learner Scale **8**

Junior High

Academic Achievement Scale **9**

Non-Core Achievement Scale **9**

Work Ethic Scale **10**

Senior High

Academic Achievement Scale **11**

Work Ethic Scale **11**

Grades 12

Attendance 15

Teacher Comments 16


Grade History 18

Attendance History 19

Account Preferences 20

Forgotten Username or Password 21

Overview



The Sturgeon School Division PowerSchool Parent Portal is an online tool that helps parents be informed and involved partners in education. Think of it as the link between you... your children... and what they did at school that day. The PowerSchool Parent Portal can keep you informed about what's happening at school, track your children's progress, give you easy access to all of your children's teachers, and help you get closer to your children and their education.

The Parent Portal gives the very latest information:

- Attendance
- Schedules
- Class descriptions
- Assignments
- Assignment criteria
- Grades
- Teacher comments
- School bulletins

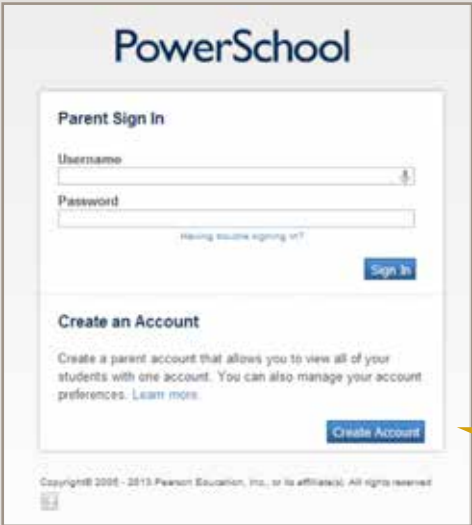
PowerSchool is also portable. The PowerSchool for Parents app is available for download on Google Play for Android devices as well as from the App Store for iOS devices (iPhone, iPad, or iPod Touch).

PowerSchool
POWER SCHOOL

Create a PowerSchool Parent Account

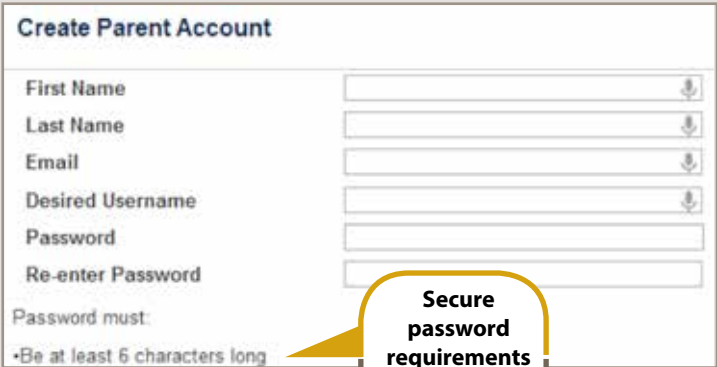
To create your parent account, open your web browser (Internet Explorer, Firefox, Chrome, Safari) and type pschool.sturgeon.ab.ca/public into the address bar at the top of the screen.

01



The screenshot shows the PowerSchool login page. At the top is the 'PowerSchool' logo. Below it is a 'Parent Sign In' section with fields for 'Username' and 'Password', a 'Sign In' button, and a link for 'having trouble signing in?'. Below that is a 'Create an Account' section with a brief description and a 'Create Account' button. A yellow callout bubble points to the 'Create Account' button with the text 'Click Create Account'.

02



The screenshot shows the 'Create Parent Account' form. It includes fields for 'First Name', 'Last Name', 'Email', 'Desired Username', 'Password', and 'Re-enter Password'. Below these fields is a 'Password must:' section with a requirement: '•Be at least 5 characters long'. A yellow callout bubble points to the password fields with the text 'Secure password requirements in PowerSchool'. Another yellow callout bubble points to the 'First Name', 'Last Name', and 'Email' fields with the text 'Parents are required to enter: • First Name • Last Name • Primary email address'.

PowerSchool
POWER SCHOOL

Create a PowerSchool Parent Account

Link Children to your PowerSchool Parent Account

Using the information provided by your child's school, complete the required information to add your children to your PowerSchool account.

03

Access ID =
Confidential
ID
(provided by
school)

Student Name	Access ID	Access Password	Relationship
<input type="text"/>	<input type="text"/>	<input type="text"/>	-- Choose

Cancel Submit

Enter the legal
name of your
child

Access
Password =
Password
(provided by
school)

Identify your
relationship
to your child

Click ENTER/
SUBMIT when
finished

PowerSchool
power school

Achievement Scales (Kindergarten)

Academic Achievement Scale Kindergarten

At the Kindergarten level, the Academic Achievement Scale is used to communicate student achievement in all learning areas: Early Literacy, Early Numeracy, Citizenship and Identity, Environmental and Community Awareness, Creative Expression, Physical Skills & Well-being, and Personal & Social Responsibility.

Academic Achievement Scale

Student level of achievement and understanding with reference to the learner outcomes:

4	The student consistently demonstrates the skill.
3	Skill is emerging and the student requires minimal support.
2	Skill is emerging and the student requires direct support.
1	Skill requires further development.
N/A	Outcome has not been assessed.

Please note that not all of the learner outcomes in the Alberta Programs of Study are assessed by the teacher in a formal manner.



Achievement Scales (Grades 1-6)

Academic Achievement Scale

Primary & Elementary (Grades 1-6)

At the Primary and Elementary levels, the Academic Achievement Scale is used to communicate student achievement in core subjects: Language Arts, Math, Science, and Social Studies.

Academic Achievement Scale

Grade level of Achievement – Unless otherwise stated, the student is working at grade level.

Student level of achievement and understanding with reference to the learner outcomes:

5	Student demonstrates an excellent performance and understanding of the learner outcomes by extending their learning and applying his/her knowledge.
4	Student demonstrates a consistent performance and a proficient understanding of the learner outcomes.
3	Student demonstrates an acceptable performance and a basic understanding of the learner outcomes.
2	Student demonstrates a developing understanding of the learner outcomes.
1	Student is experiencing difficulty meeting the learner outcomes.

Please note that not all of the learner outcomes in the Alberta Programs of Study are assessed by the teacher in a formal manner.

Non-Core Achievement Scale

Primary & Elementary (Grades 1-6)

At the Primary and Elementary levels, the Non-Core Achievement Scale is used to communicate student achievement in non-core subjects: Art, French, Health, Music, and Physical Education.

Non-Core Achievement Scale

E	Excellent performance and understanding.
A	Acceptable performance and understanding.
N	Needs to improve performance and understanding.



Achievement Scales (Grades 1-6)

Growth as a Learner Scale

Primary & Elementary (Grades 1-6)

At the Primary and Elementary levels, the Growth as a Learner Scale is used to communicate with respect to a child's behavior and work habits. This information is located in "Standards Grades" section.

Growth as a Learner Scale	
C	Consistently.
U	Usually
S	Sometimes
N	Needs Improvement

Characteristics

- Uses class time effectively
- Demonstrates organizational skills
- Completes required assignments
- Readily engages in discussion and activities
- Demonstrates problem solving in different situations
- Listens attentively
- Follows directions
- Strives to improve his/her work
- Works well with others
- Exercises self-control
- Accepts responsibility for own behavior
- Demonstrates respect to self, others and property



PowerSchool
POWER SCHOOL

Achievement Scales (Grades 7-9)

Academic Achievement Scale

Junior High (Grades 7-9)

At the Junior High level, the Academic Achievement Scale is used to communicate student achievement in core subjects: Language Arts, Math, Science, Social Studies, and Physical Education.

Academic Achievement Scale

Grade level of Achievement – Unless otherwise stated, the student is working at grade level.

Student level of achievement and understanding with reference to the learner outcomes:

90-100%	Excellent and Insightful
----------------	--------------------------

80-89%	Excellent
---------------	-----------

70-79%	Proficient
---------------	------------

60-69%	Competent
---------------	-----------

50-59%	Basic
---------------	-------

Below 50%	Limited
------------------	---------

Please note that not all of the learner outcomes in the Alberta Programs of Study are assessed by the teacher in a formal manner.

Non-Core Achievement Scale

Junior High (Grades 7-9)

At the Primary and Elementary levels, the Non-Core Achievement Scale is used to communicate student achievement in non-core subjects: Health and complimentary courses.

Non-Core Achievement Scale

E	Excellent performance and understanding.
----------	--

A	Acceptable performance and understanding.
----------	---

N	Needs to improve performance and understanding.
----------	---



Achievement Scales (Grades 7-9)

Work Ethic Scale

Junior High (Grades 7-9)

At the Junior High level, the Work Ethic Scale is used to communicate with respect to a child's work habits. This information is located just beneath the overall grade for a course.

Work Ethic Scale	
E	Excellent. The student demonstrates excellent responsibility and independence turning in all assignments, and takes initiative for his/her learning.
C	Competent. The student demonstrates satisfactory responsibility and independence by turning in most assignments, and is usually ready to work and learn.
N	Needs Improvement. The student has assignments missing, or is frequently not ready to work and learn.



PowerSchool
POWER2SCHOOL

Achievement Scales (Grades 10-12)

Academic Achievement Scale

Senior High (Grades 10-12)

At the Senior High level, the Academic Achievement Scale is used to communicate student achievement in all subjects.

Academic Achievement Scale

Grade level of Achievement – Unless otherwise stated, the student is working at grade level.

Student level of achievement and understanding with reference to the learner outcomes:

90-100%	Excellent and Insightful
80-89%	Excellent
70-79%	Proficient
60-69%	Competent
50-59%	Basic
Below 50%	Limited

Please note that not all of the learner outcomes in the Alberta Programs of Study are assessed by the teacher in a formal manner.

Work Ethic Scale

Senior High (Grades 10-12)

At the Senior High level, the Work Ethic Scale is used to communicate with respect to a student's work habits. This information is located just beneath the overall grade for a course.

Work Ethic Scale

E	Excellent. The student demonstrates excellent responsibility and independence turning in all assignments, and takes initiative for his/her learning.
C	Competent. The student demonstrates satisfactory responsibility and independence by turning in most assignments, and is usually ready to work and learn.
N	Needs Improvement. The student has assignments missing, or is frequently not ready to work and learn.



Grades

The Grades and Attendance view provides information regarding a child's courses, attendance, and overall grades for the current school year. Information about individual courses and assessment tasks can be found by clicking on the overall grade.

Navigation

- Grades and Attendance
- Grade History
- Attendance History
- Teacher Comments
- Power Announcement
- School Bulletin
- My Calendars
- Account Preferences
- Graduation Progress
- Class Registration
- My Schedule
- School Information

Attendance By Class																		
Exp	Last Week					This Week					Course	Y1	T1	T2	Absences		Lates	
	M	T	W	T	F	M	T	W	T	F					T1	13-14	T1	13-14
P1(D1-D5) P2(D2) P4(D5)											Language Arts 8 Simpson, Julie	75	-	-	0	0	0	0
P6(D1-D5)											Science 8 Goodman, Susan	80	-	-	0	0	0	0

Note

- Y1 Year course
- S1 Semester 1 course
- S2 Semester 2 course
- T1 Term 1 course
- T2 Term 2 course
- T3 Term 3 course

Click on the teacher's name to send an Email.

Click on the mark in Y1 column to view all individual assessments that make up the overall Y1 grade.



Grades

Grades and Attendance Standards Grades

Class Score Detail:

Course	Teacher	Expression	Final Grade ¹
Science 7	Goodman, Susan	P1(D1) P3(D5) P4(D1-D2,D4) P5(D3)	71

Teacher Comments:

Jane demonstrates a strong understanding of Science concepts. She participates in class discussion and activities, and she asks for clarification when required. She achieves high success in labs and hands on activities; however, she could put more care into written work.

Section Description:

Science 7 is an opportunity for students to explore the following concepts:

Interactions and Ecosystems	Plants for Food and Fiber
Heat and Temperature	Structures and Forces
Planet Earth	

Students will explore the above concepts in a variety of ways, and they will have an opportunity to demonstrate their learning in a variety of ways. Not all tasks will be included in the overall grade, as they are used simply to show where the student's understanding is at. The overall grade is a cumulative calculation based on the following information:

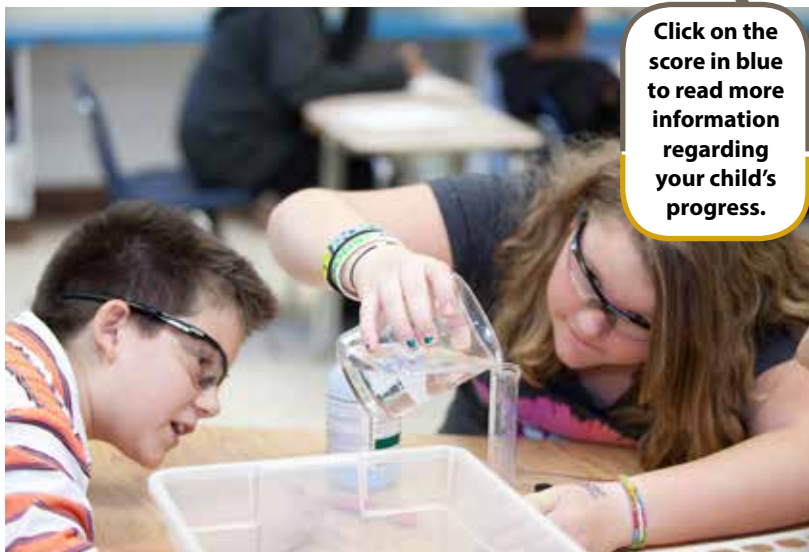
Assignments and Labs	50%
Exams and Quizzes	40%
Final Exam	10%

More information is available on the course website: www.mrs.scienceteacher.com

Due Date	Category	Assignment	Grd	Codes
09/13/2013	Interactions and Ecosystems - Formative	Experimental Procedure Quiz	74	✖
09/27/2013	Interactions and Ecosystems - Formative	Ecosystem Basic Quiz 1	65	✖
09/30/2013	Interactions and Ecosystems - Summative	Mealworm Lab	75	
10/09/2013	Interactions and Ecosystems - Summative	Ecosystem Mid-Unit Test	68	
10/18/2013	Interactions and Ecosystems - Summative	Field Study Analysis	75	
10/29/2013	Interactions and Ecosystems - Formative	Carbon, Water Cycle, Human Impact Quiz	63	✖
10/30/2013	Interactions and Ecosystems - Summative	Unwanted Poster		

✔ - Collected, ▲ - Late, ☐ - Missing, ♦ - Score is exempt from final grade, ✖ - Assignment is not included in final grade

Click on the score in blue to read more information regarding your child's progress.



PowerSchool
BOMG!2SCHOOL

Grades

The Standards Grades view provides information about a child's progress in relation to the general outcomes identified in the Alberta Programs of Study and Growth as a Learner behaviours.

Grades and Attendance		Standards Grades
Language Arts 7	Simpson, Julie	Y1
Manage ideas and information		92
Communicate clearly		94
Respect and support others		90
Mathematics 7	Goodman, Susan	Y1
Number Sense		92
Science 7	Goodman, Susan	Y1
Interactions and Ecosystems		71

General outcome in Science 7 curriculum as outlined in Alberta's Program of Study

Student's achievement in that general outcome.



PowerSchool
BOMEL2SCHOOL

Attendance

The Grades and Attendance view provides information regarding a child's courses, attendance, and overall grades for the current school year.

Navigation

- Grades and Attendance
- Grade History
- Attendance History
- Teacher Comments
- Power Announcement
- School Bulletin
- My Calendars
- Account Preferences
- Graduation Progress
- Class Registration
- My Schedule
- School Information

Exp		Last Week					This Week					Course	S1	S2	Y1	Absences	Lates
		M	T	W	T	F	M	T	W	T	F						
1(A-B)												Social 10-1 Smith, George	65	--	--	0	0
2(A-B)		L	L	L			E		L			English 10-1 MacDonald, Sandra	54	--	--	1	6
4(A-B)							E		L			Construction Technologies 10 Adams, Martin	--	--	--	1	1
5(A-B)		E							E			Spanish 10 MacDonald, Sandra	68	--	--	3	0
AS(A-B)												Construction Tools & Materials Adams, Martin	77	--	--	0	0
												Attendance Totals		5	7		

Total number of Absences and/or Lates per class. Click on the number for a more detailed absentee report.

Attendance Totals	
5	7

Click on the Attendance Totals for either Absences or Lates to view a more detailed attendance report. Information is available for both dates and blocks.

Attendance Legend

Blank = Present

AB = Absent

AC = Appointment Counselling

APPT = Appointment

BNR = Bus Not Running

E = Excused

EL = Excused Late

FL = Flex Day

FT = Field Trip

IF = Infirmary

ILL = Illness

IS/ISS = In School Suspension

L = Late

LE = Left Early

ME = Medical Excuse

NP = Not Participating

OE = Office Excused

OS/OSS = Out of School

Suspension

PA = Parent Aware

PD = Parent Deployed

S = Suspended

SC = School Confirmed

SE = Sporting Event

T = Tardy

V = Vacation

WA = With Administration

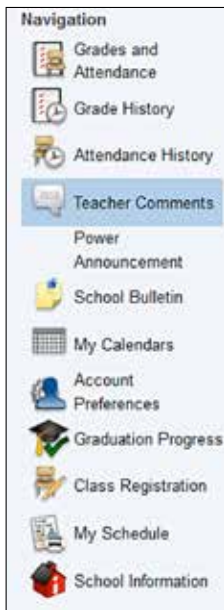
Teacher Comments

Teachers may provide two types of comments regarding your child's progress:

1. Comment on overall achievement
2. Comment on individual assessments

These comments are found in two different locations.

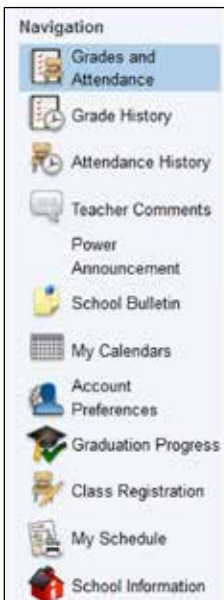
Overall Achievement



Exp.	Course #	Course	Teacher	Comment
AM-PM(D1-D5)	HR	HomeRoom	Mrs. Smith	Student demonst
P1(D1-D5)	4LA	Language Skills 4	Mrs. Smith	Student has a wo
P2(D1-D5)	4MA	Mathematics 4	Mr. Jones	Student shows a

Comments on OVERALL achievement are located in "Teacher Comments"

Individual Assessments



Attendance By Class												
Exp	Last Week					This Week					Course	Y1
	M	T	W	H	F	M	T	W	H	F		
AM-PM(D1-D5)											HomeRoom Mrs. Smith	--
P1(D1-D5)											Language Skills 4 Mrs. Smith	5

1. Click on the overall score.
2. Scroll down the page to the list of assignments.
3. Click on the assignment score if it appears blue.
4. A comment will appear in a box.

Comments on achievement for individual assessments are located in "Grades and Attendance"

PowerSchool
POWER SCHOOL

Teacher Comments

Individual Assessments (continued)

Due Date	Category	Assignment	Grd	Codes
09/04/2013	Formative	Dark Sky Preserves	5	
09/10/2013	Waste and Our World	Constellation Story	4	
09/18/2013	Formative	Waste and Our World Title Page	4	
09/25/2013	Formative	Biotic/Abiotic	5	
10/01/2013	Waste and Our World	Biodegradable	5	
10/02/2013	Formative	Sort It Out	5	
10/09/2013	Waste and Our World	Decomposition	2	
10/16/2013	Waste and Our World	Reduce Waste Choice	4	

Comment on
achievement
for individual
assessments

Score Comment

Teacher	Mrs. Smith
Course	Science 4
Assignment name	Reduce Waste Choice
Date Due	10/16/2013
Comment	Jane demonstrates a consistent performance and proficient understanding of determining which product is the better choice for the environment.

Close

Grade History

Click on Grade History to view your child's achievement from previous school years.

Navigation

- Grades and Attendance
- Grade History**
- Attendance History
- Email Notification
- Power Announcement
- Teacher Comments
- School Bulletin
- My Calendars
- Account Preferences
- Graduation Progress
- My Schedule
- School Information

Grade History

Grade History Standards Grade History								
2010-2011 2011-2012 2012-2013								
Course Name	T1			T2			T3	
	Grade	Work Ethic	Credits	Grade	Work Ethic	Credits	Grade	Work Ethic
Art 5	E		0	E		0	E	0
French 5	E		0	E		0	E	0
Health	E		0	E		0	E	0
HomeRoom			0			0		0
Language Skills 5	4		0	4		0	4	0
Mathematics 5	4		0	4		0	4	0
Music 5	A		0	A		0	A	0
Physical Education 5	E		0	E		0	E	0
Science 5	4		0	4		0	4	0
Social Studies 5	4		0	4		0	4	0



PowerSchool
POWER SCHOOL

Attendance History

Click on Attendance History to view your child's attendance records for current school year.

Navigation

- Grades and Attendance
- Grade History
- Attendance History**
- Email Notification
- Power Announcement
- Teacher Comments
- School Bulletin
- My Calendars
- Account Preferences
- Graduation Progress
- My Schedule

Course	Expression	9/2-9/6		9/9-9/13		9/16-9/20		9/23-9/27		9/30-10/4		10/7-10/11		10/14-10/18		10/21-10/25					
		M	T	W	T	F	M	T	W	T	F	M	T	W	T	F	M	T	W	T	F
Foods 30 Mrs. Smith E: 09/03/2013 L: 01/30/2014	2(A) 2(B)	-	-	-	-	-	-	-	-	-	-	-	-	-	-	-	-	-	-	-	-
Chemistry 30 Mr. Frank E: 09/03/2013 L: 01/30/2014	4(A) 4(B)	-	-	-	-	-	-	-	-	-	FT	-	-	-	-	-	-	-	-	E	-

Absent during the week of September 30 – October 4, 2013

Enrollment dates

Absent from Chemistry 30 on Tuesday, October 1 due to a field trip (FT) for one class on Day B, Period 4

Excused absent from Chemistry 30 on Friday, October 18 for one class on Day A, Period 4

Account Preferences



Navigation

- Grades and Attendance
- Grade History
- Attendance History
- Email Notification
- Power Announcement
- Teacher Comments
- School Bulletin
- My Calendars
- Account Preferences**

Profile Students

Account Preferences - Profile

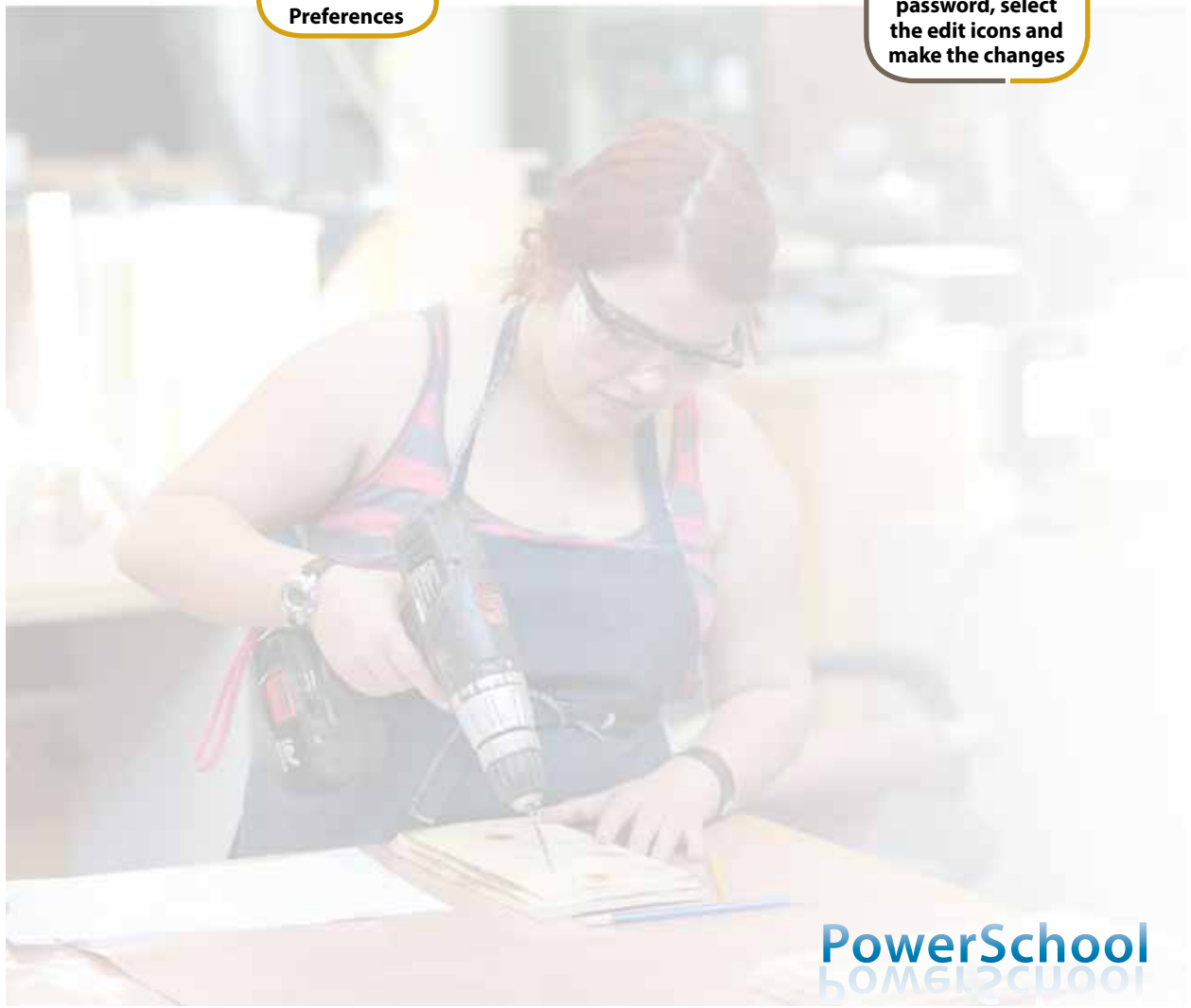
If you want to change the name, e-mail address, username or password associated with your Parent account, you may do so below. Please click the corresponding Edit button to make changes to your username, or password.

First Name:	John
Last Name:	Smith
Email:	john.smith@gmail.com
Select Language	Select a Language
Username:	jsmith 
Current Password:	***** 

Cancel Save

Change your account information by selecting Account Preferences

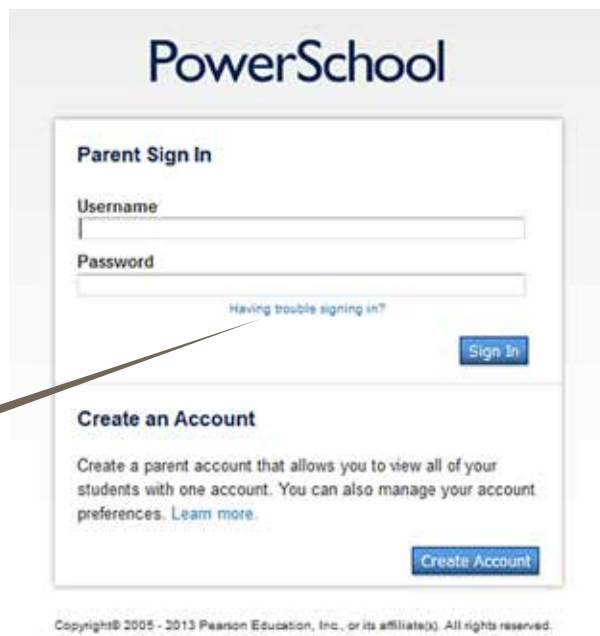
To change your PowerSchool login username and password, select the edit icons and make the changes



PowerSchool
POWER SCHOOLS

Forgotten Username or Password

Click here if you have forgotten your login username or password



The image shows the PowerSchool Parent Sign In and Create an Account form. The 'Parent Sign In' section has fields for 'Username' and 'Password', a link for 'Having trouble signing in?', and a 'Sign In' button. The 'Create an Account' section has a 'Create Account' button. A callout box points to the 'Having trouble signing in?' link.

PowerSchool

Parent Sign In

Username

Password

[Having trouble signing in?](#)

Sign In

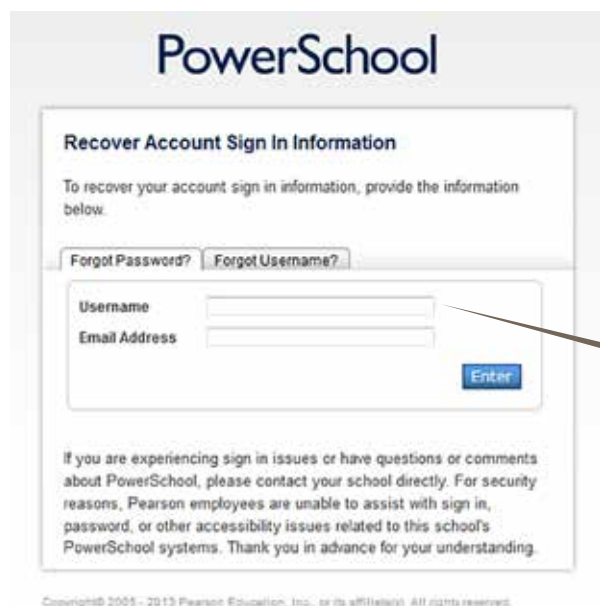
Create an Account

Create a parent account that allows you to view all of your students with one account. You can also manage your account preferences. [Learn more.](#)

Create Account

Copyright© 2005 - 2013 Pearson Education, Inc., or its affiliate(s). All rights reserved.

Enter the required information and click ENTER. Your login information will be sent to the email address you enter



The image shows the PowerSchool Recover Account Sign In Information form. It has tabs for 'Forgot Password?' and 'Forgot Username?'. The 'Forgot Username?' tab is selected, showing fields for 'Username' and 'Email Address', and an 'Enter' button. A callout box points to the 'Enter' button.

PowerSchool

Recover Account Sign In Information

To recover your account sign in information, provide the information below.

[Forgot Password?](#) [Forgot Username?](#)

Username

Email Address

Enter

If you are experiencing sign in issues or have questions or comments about PowerSchool, please contact your school directly. For security reasons, Pearson employees are unable to assist with sign in, password, or other accessibility issues related to this school's PowerSchool systems. Thank you in advance for your understanding.

Copyright© 2005 - 2013 Pearson Education, Inc., or its affiliate(s). All rights reserved.

PowerSchool
POWER SCHOOL